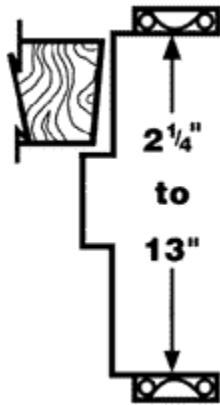


# Frame Styles

[Home](#) | [Standard Frame](#) | [Communicator Frame](#) | [Adjustable Frame](#) | [Pocket Frame](#)

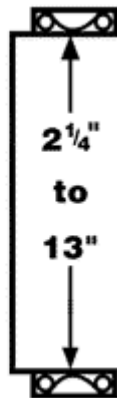


## Standard Frame

For openings requiring a Single Swing, Pair, Transom, Sidelite or Borrowed Lite frame.

Wall sizes: 2-1/4" to 13".

Note: Mullions are limited to wall sizes from 3-1/2" to 13".



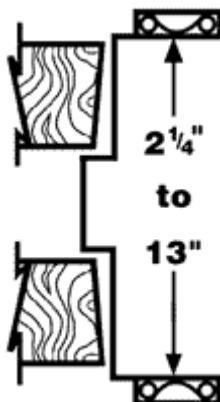
## No-Stop

Frame profile without a door stop.

*With Stop* and *No-Stop* material can both be used on the same opening. Typically this will only be seen in sidelite units. The door section will be supplied With Stop and the glazing section as No-Stop. This is accomplished by utilizing a split header.

Wall sizes: 2-1/4" to 13".

Note: Mullions are limited to wall sizes from 3-1/2" to 13".



## Communicating Frame

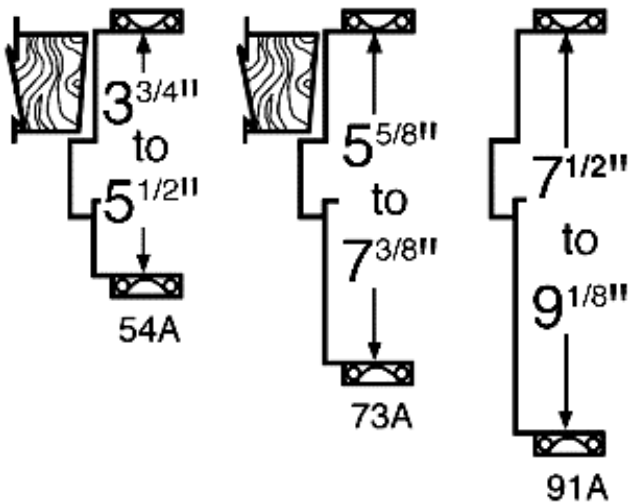
For Openings connecting two (2) rooms, each with their own door for privacy.

Our Standard Communicating Frames are designed to utilize a 1-3/8" and a 1-3/4" door. Maximum reduction of noise traveling from room to room is best achieved by using different door thickness'.

Available on request are frames made to accommodate two 1-3/8" doors or two 1-3/4" doors.

Due to our standard of both doors hinged from the same jamb, frames requiring doors to swing from opposed jambs must be specified.

Wall sizes: 4-1/2" to 13".



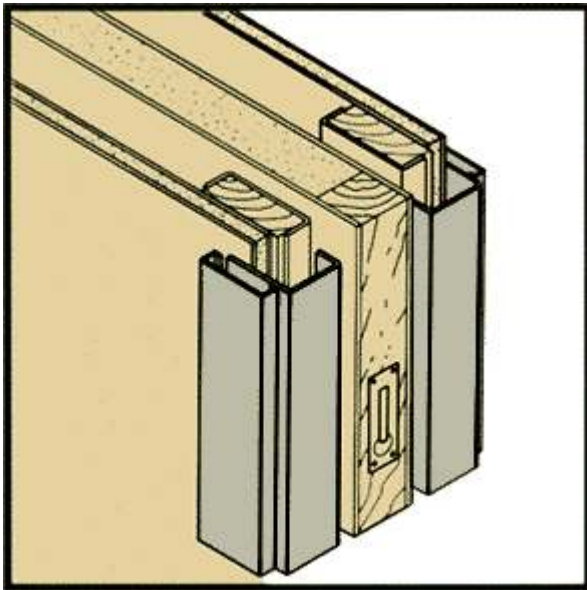
## Adjustable Frame

For Openings with varying wall thickness' or requiring a pre-hung assembly.

Timely offers Adjustable Frames to accommodate wall sizes from 3-3/4" to 9-1/8". This is accomplished by using 1 of 3 available closure sections with the door side of the frame. The first closure strip gives you an adjustment from 3-3/4" to 5-1/2", the second from 5-5/8" to 7-3/8" and the third from 7-1/2" to 9-1/8".

Wall sizes: 3-3/4" to 9-1/8".

Note: For use with 1-3/4" doors only.



## Pocket Door Trim Kit

For openings where the door slides into the wall to gain more usable room space.

It consists of two (2) pieces of J-trim for the pocket, two (2) pieces of J-trim for the header and one (1) piece of no-stop frame for the strike side of the opening for a single opening. Pair openings are available on request.

The Pocket Door Trim Kit guarantees a consistent look with jobs using other styles of Timely Frames.

Wall sizes: 4-1/2" to 13".

[Home](#) | [Standard Frame](#) | [Communicator Frame](#) | [Adjustable Frame](#) | [Pocket Frame](#)

[www.timelyframes.com](http://www.timelyframes.com)

Copyright © 2002 Timely Industries